



HOW TO DONATE RETURNING TAX CREDIT SCHOLARSHIP DONORS

If you made a donation last year, and have activated an account with the Illinois Department of Revenue, here is what you need to know to complete the donation process. If you have questions, please call (800) 616-7606 or email donors@empowerillinois.org for assistance.

RESERVE YOUR CREDIT

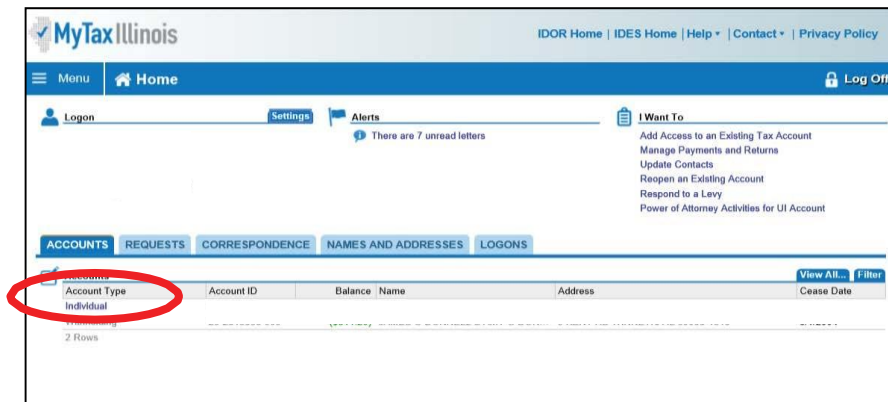
Only donors who have activated an account with the Illinois Department of Revenue will be able to reserve a Tax Credit. If you have a Username from a previous year, log in using that Username and Password. If you cannot access your account, contact IDOR at 800-732-8866 to resolve this issue. If this is your first time logging into your account after creating it, you will need to enter the Activation Code you received from IDOR after your account was created.

01. Visit mytax.illinois.gov and log in



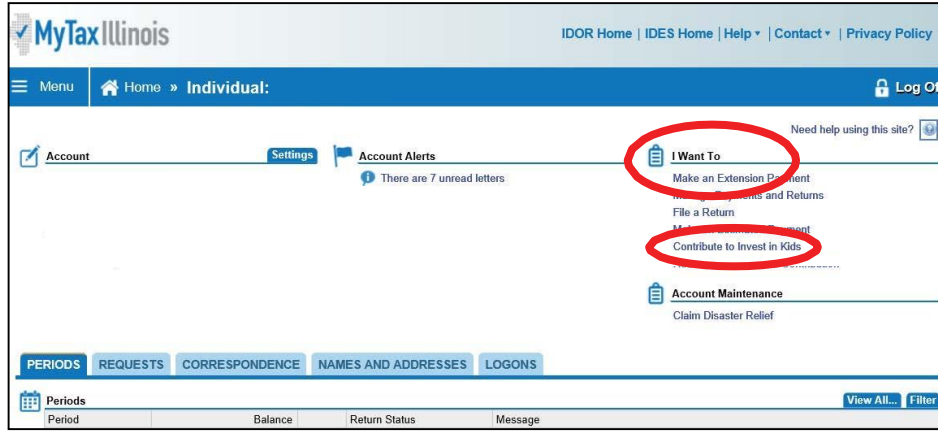
02. Once logged in, you will be taken to your home screen

Click on the blue "Individual" hyperlink on the left side in the middle of the page under the "Accounts" tab. If you are applying as a business, you will choose your business account instead of individual.



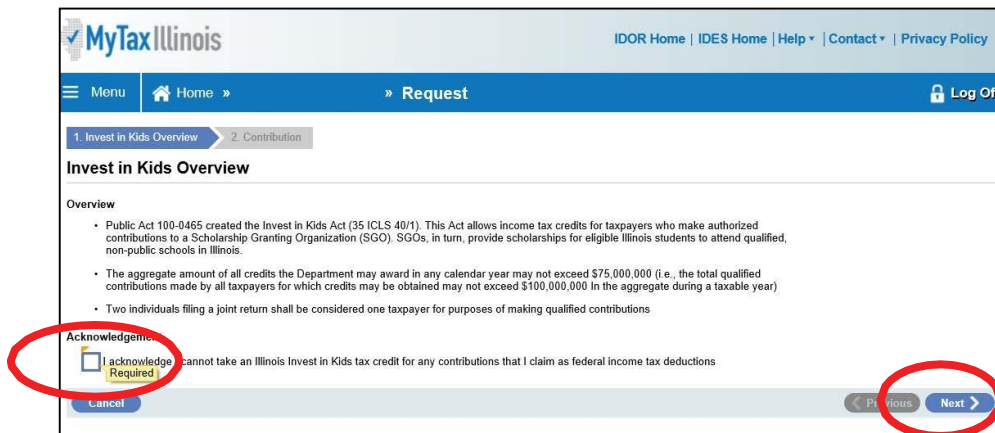
03. Under the “I Want To” section in the top right corner, click on “Contribute to Invest in Kids.”

- This will take you directly to the credit application.



04. The first screen of the application is an overview of the program

- It asks you to acknowledge that you are not permitted to take state tax credit for any contributions that you claim as a federal deduction.
- Click the white and blue box to indicate you understand the restriction. Click the blue “Next” button in the bottom right corner.



05. Fill out the requested information on the “Contribution” screen

- Region and Scholarship Granting Organization of choice and the amount you plan to donate (contribution pledge).
- Please Note: this is the amount you plan to **donate**. You will then get a tax credit valued at 75 percent of that donation. Once filled out, click “Submit.” You will then be prompted to re-enter your MyTax Illinois account password and click “OK.” The final screen will be a confirmation that your application has been accepted.

MyTax Illinois | IDOR Home | IDES Home | Help | Contact | Privacy Policy

Request

1. Invest in Kids Overview 2. Contribution

Contribution

Contribution Details

Choose a Region: Region 1 - Cook County (Region Map)

Choose a Scholarship Granting Organization: EMPOWER ILLINOIS

Contribution Pledge: Required

Confirm Amount: Required

Submit

MyTax Illinois | IDOR Home | IDES Home | Help | Contact | Privacy Policy

Request

1. Invest in Kids Overview 2. Contribution

Contribution

Submit My Request

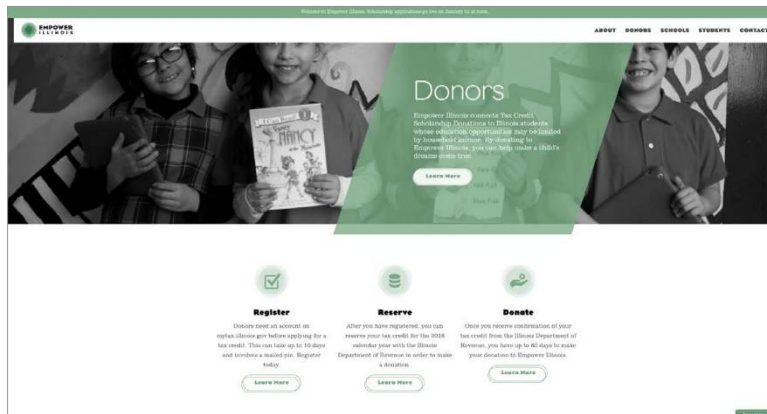
Password: Required

OK Cancel

MAKE YOUR DONATION

06. Visit EmpowerIllinois.org

- On the donor page, click “donate” and follow the prompts to donate by check, online or using stocks and bonds



For more information or questions, please call (800) 616-7606 or email donors@empowerillinois.org.